



Ashiya Newsletter

Volume 20
July 1, 2011

No. 1

Published by: Ashiya City
Home page: <http://www.city.ashiya.lg.jp/>

Address: 7-6 Seido-cho, Ashiya-shi

Phone: (0797)38-2008

E-mail address: info@city.ashiya.hyogo.jp

The 47th Exchange Student Ambassadors have been named

For inquiries call the International Exchange · Citizens' Participation in Planning Subsection, Tel. 38-2008



Initiated in 1964, the Student Ambassador Program has promoted the exchange of 188 students between the two communities.

This year the student ambassadors from Ashiya will go to Montebello in August, live one week with three different host families, pay a courtesy visit to the mayor of Montebello, and also join the *Nisei* Parade, organized by Americans of Japanese descent, and other exchange events.

The following is a brief self-introduction of the student ambassadors and their expectations.



I am Mari Kitamura, a freshman at Osaka University of Education, where I am majoring in piano. My town Ashiya is home to many wonderful artists, and I would like to convey their fascination and love of Ashiya to the people of Montebello by playing piano pieces.

Mari Kitamura



I must say I am still very surprised and very happy to be selected as a student ambassador of Ashiya. When in Montebello I want to communicate with many different people. In addition, as a personal wish, I want to read American comics and I also hope to be able to show them my own *Manga* comic drawings.

Mikoto Shioya

Opening of the Shio-Ashiya Exchange Center in Minami-ashiyahama

For inquiries call Shio-Ashiya Exchange Center Address: 7-1 Kaiyo-cho, Tel. 25-0511



Outside view of Shio-Ashiya Exchange Center



1st floor lobby



2nd floor multipurpose room



Spacious tennis court

The Shio-Ashiya Exchange Center opened in Kaiyo-cho on April 12th, 2011, and is envisioned to be Ashiya's core venue for international exchange and community communication. Shio-Ashiya and Minami-Ashiyahama are both located in the southernmost part of the city, were developed and made available to residents in 1998 to become the city's new and attractive scenic waterfront.

Shio-Ashiya Exchange Center is comprised of three main facilities, as follows.

- Shio-Ashiya Assembly Hall: available to citizens for local community activities
 - International Exchange Center: a venue for deepening understanding of foreign cultures and furthering international exchange activities
 - Outdoor Exchange Plaza (tennis courts): for health improvement as well as exchange activities
- (Call the office above for information regarding the rental of rooms and the tennis court fees and applications)

Right inside at the entrance you will find a roomy lobby, the reception counter and a multilingual guide board (in Japanese, English, Chinese, Korean, and Spanish) with pictograms of the facility. In recent years the foreign population has been increasing with people coming from a growing number of countries and regions from all over the world. Considering that we are in an age of globalization and that Ashiya is an international, cultural and residential city, the Center aims at being a base for both foreign and Japanese citizens alike to do exchange and cooperate, and in doing so build a multicultural society where all are welcome and can live comfortably.

Access to Shio-Ashiya Exchange Center

▶ **Hankyu Bus Line:** get off at Shio-Ashiya Chuo Bus Stop (5-minute walk southwest)

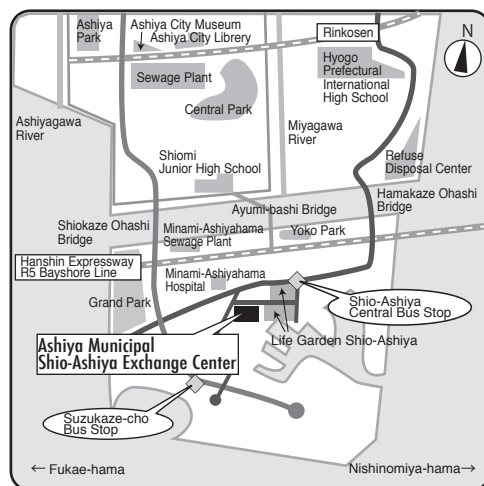
1. Take bus #14 at Hankyu Ashiyagawa, JR or Hanshin Station (via Shiomi-cho)
2. Take bus #17 at Hankyu Ashiyagawa, JR or Hanshin Station (via Shiomi-cho)
3. Take bus #71 at Hankyu Ashiyagawa, JR or Hanshin Station (bound for Hamakaze Ohashi-minami)

▶ **Hankyu Bus Line:** get off at Suzukaze-cho Bus Stop (5-minute walk northeast)

1. Take bus #14 at Hankyu Ashiyagawa, JR or Hanshin Station (via Shiomi-cho)
2. Take bus #41 at Hankyu Ashiyagawa, JR or Hanshin Station (bound for Suzukaze-cho)












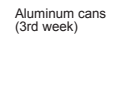






▶ **By car**

Parking: free of charge up to 1 hour (100 yen every extra 30 minutes)



How to Sort Out Garbage

For information call Tel. 22-2155 For collection of bulky (large-sized) garbage call Tel. 22-2166

Type of Garbage	Time	How to dispose
Burnable Kitchen waste  paper scraps/ disposable diapers  leather goods  plastics 	By 8:30 a.m.	○Drain kitchen waste of any liquid; ○Video tapes and styrofoam are disposed of as burnable garbage; ○Soak <i>tempura</i> oil in cloth or paper before disposal; ○Cut wood into pieces no longer than 50cm and with a diameter of 10cm or less; ○Sell old clothes at flea markets or recycle them; ○Wash disposable diapers in a toilet before disposal.
Paper Recyclables Magazines / fliers various papers (2nd week Wednesday)  newspapers/cartons (4th week Wednesday)  cardboard (1st & 5th week Wednesday)  paper cookie boxes & books 	By 8:30 a.m.	○If your resident association has been collecting these items, please continue working through them (places and dates differ for city collection); ○As in the picture on the left, note that collection days differ according to type of garbage; ○Take out paper cookie boxes on collection days for 'magazines, fliers and various papers'; ○Separate newspapers from cartons and put them into different bags; ○Though there is collection on rainy days, postpone disposal to the next collection day when rain is too heavy.
PET Bottles  Only bottles bearing the PET mark (soft drinks, alcoholic beverage, <i>mirin</i> seasoning, etc.) can be collected (3rd week Wednesday) 	By 8:30 a.m.	○Empty contents and rinse well before discarding; (3rd week Wednesday) ○Remove lids and labels; • Discard metal lids and labels on 'Other Non-burnable' days, and paper/plastic lids and labels on 'Burnable' days.
Cans Steel cans (3rd week)  Aluminum cans (3rd week) 	By 12:30p.m.	○Empty contents and rinse well before discarding; (3rd week) ○Remove lids and labels; • Discard metal lids and labels on 'Other Non-burnable' days, and paper/plastic lids and labels on 'Burnable' days. • Maximum size: 1.8-liter cans
Bottles Juice, beverage bottles (1st and 5th week)  Condiment, seasoning bottles (1st and 5th week) 	By 12:30 p.m.	○Empty contents and rinse well before discarding; (1st and 5th week) ○Beer bottles and 1- <i>sho</i> (1.8 liter) bottles shall be returned to the shop you bought from; ○Remove lids and labels; • Discard metal lids and labels on 'Other Non-burnable' days, and paper/plastic lids and labels on 'Burnable' days.
Other Non-burnable Glass (2nd and 4th week)  Metals (2nd and 4th week)  Others (2nd and 4th week)  Earthenware (2nd and 4th week) 	By 12:30 p.m.	○Empty contents and rinse well before discarding; (2nd and 4th week) ○Perforate and empty spray cans (hair conditioners, insecticides, portable gas cylinders, etc.) in a well-ventilated place, put them in a bag and take out; ○Wrap knives, scissors, glass shards, and other sharp items in thick paper, and attach a <i>Kiken!</i> (Dangerous!) sign before take out; ○Dispose batteries separately in see-through bags.

※ English copies of the Garbage Collection Schedule can be found at: International Exchange Citizens' Participation in Planning Subsection (Ashiya City Hall South Wing 1st Basement Level), Shio-Ashiya Exchange Center (7-1 Kaiyo-cho)

* Week Count Sample (for July 2011)

Sun.	Mon.	Tue.	Wed.	Thu.	Fri.	Sat.	
					1	2	1st week Bottles
3	4	5	6	7	8	9	2nd week Other non-burnable garbage
10	11	12	13	14	15	16	3rd week Cans
17	18	19	20	21	22	23	4th week Other non-burnable garbage
24	25	26	27	28	29	30	5th week Bottles
31							

1st week : from the 1st (Fri.) to the 2nd (Sat.)
 2nd week : from 3rd (Sun.); Sunday is the beginning of a new week

Bulky (large-sized) and Temporary Large Amounts of Garbage are collected at a fee by request. Please note that not all garbage may be collected on the desired day. Pickup time is set by the collection staff, who will inform you on collection day at about 8:00 a.m.. Please make an early reservation.

How to Discard Paper Cartons

1. Empty contents and rinse well;
2. Cut open;
3. Dry up;
4. Tie with a string;
5. Take out on the 4th week Wednesday.



Notification from the Tax Section

Municipal Taxes Due in July

Fixed Assets & City Planning Tax (2nd period)
 Contact: Tax Section Fixed Assets Tax Subsection, Tel. 38-2017
 Municipal Corporate Tax / Business Facility Tax (for those closing their fiscal year May 31)
 Contact: Tax Section Management Subsection, Tel. 38-2015
 Deadline for filing and payment: August 1 (Mon.)

Municipal Taxes Due in August

Individual City and Prefecture Resident Tax (2nd period)
 Contact: Tax Section Resident Tax Subsection, Tel. 38-2016
 Municipal Corporate Tax / Business Facility Tax (for those closing their fiscal year June 30)
 Contact: Tax Section Management Subsection, Tel. 38-2015
 Deadline for filing and payment: August 31 (Wed.)

Municipal Taxes Due in September

Municipal Corporate Tax / Business Facility Tax (for those closing their fiscal year July 31)
 Contact: Tax Section Management Subsection, Tel. 38-2015
 Deadline for filing and payment: September 30 (Fri.)

Municipal Taxes Due before leaving Japan

Individual city and prefecture taxes are assessed every year on individuals who were living in Ashiya City as of January 1, and a fixed assets tax and a city planning tax are levied every year on those who owned fixed property in Ashiya (land, buildings or depreciative properties) as of January 1. If you are planning to leave Japan, please contact the office below to find out how to arrange for a representative to handle your tax payments in your absence.

- ▶ Inquiries:
- Individual City and Prefecture Resident Tax:**
Tax Section Resident Tax Subsection, Tel. 38-2016
 - Fixed Assets Tax and City Planning Tax:**
Tax Section Fixed Assets Subsection, Tel. 38-2017
 - Tax filing consultation:**
Tax Collection Section, Tel. 38-2014
 - Information on account transfers:**
Tax Section Management Subsection, Tel. 38-2015

Light Vehicle Taxes

Every year a light vehicle tax is assessed on people who own a light vehicle (including motorbikes) as of April 1. If you no longer possess a vehicle due to disposal, title transfer or theft, you must update the registration to avoid being taxed. Also, if you move out of Ashiya, you need to withdraw your registration in Ashiya to avoid being taxed, and then register the vehicle in your new location. You must also report disposal if you plan to leave Japan. Please bring the required documentation to the office below to complete applicable procedures.

Please note that even if you file the disposal record in the middle of the year, you will still be responsible for paying the entire tax, as there is no refund for the remainder of the year.

Category	Where to process
● Motorbikes (less than 125 cc) ● Special Light Vehicles ● Minicars	Ashiya City Hall Tax Section Management Subsection (South Wing Counter #13) 7-6 Seido-cho, Ashiya 659-8501 Tel. 0797-38-2015
Two-wheeled Vehicles over 125 cc	Hyogo Land Transportation Dept. Kobe Transportation Bureau Branch Office 34-2 Uozaki Hama-cho, Higashinada-ku, Kobe 658-0024 Tel. 050-5540-2066
3 and 4-wheeled Light Vehicles	Japan Light Motor Vehicle Inspection Organization Hyogo Branch 67-1 Isumi Aza-Magota, Tamatsu-cho, Nishi-ku, Kobe 651-2145 Tel. 078-927-3648

Municipal Taxes can be paid via bank or post office!

Inquiries: Tax Section Management Subsection, Tel. 38-2015

Fill out and submit the forms for account transfer (*Koza Furikae Moshikomisho*) found at any banking institution or post office.

The following types of tax can be paid by this method: individual city tax, prefecture resident tax, fixed assets tax, city planning tax, light vehicle tax.

Sunday Consultation for Municipal Taxpayers

Inquiries: Tax Collection Section, Tel. 38-2014

Consultation is available for municipal taxpayers every last Sunday of the month. It is also possible to pay municipal taxes then.

Go to the Tax Collection Section counter after going through procedures at the security office on the first basement level of the North Wing.

Dates: July 31, August 28, September 25

Hours: 9:00 a.m.-5:00 p.m.

What to do in the event of an earthquake or disaster

Earthquake and Disaster Guidelines

Inquiries: Urban Environment Dept. Disaster Prevention Section, Tel. 38-2093

On March 11, 2011 at approximately 2:46 p.m. a major earthquake of magnitude 9.0 occurred in the sea off Sanriku in the Tohoku region. A tsunami with waves reaching more than 10-meters high devastated the Pacific coast of the Tohoku region. 16 years ago Ashiya was struck by the Great Hanshin Awaji Earthquake, so we are reminded once again that it concerns and can happen to us, too. Earthquakes occur frequently in Japan, so it is important to know in advance the evacuation sites and prepare necessary emergency supplies. It is equally important to routinely be in touch and cooperate with your neighbors. In the event of an earthquake it is necessary to help each other and seek refuge as quickly as possible.

The evacuation sites are detailed in the Ashiya City guide map published in 2007.

Copies are available at the International Exchange · Citizens' Participation in Planning Subsection, Tel. 38-2008

If an earthquake strikes **Stay calm and ensure your own safety first!** **If a warning is issued**

- Protect your head, and get under a table or take shelter in a safe place.
- Don't panic and rush out (falling objects and passing cars are dangerous!).
- After the initial tremor has stopped, calmly put out any source of fire.
- Move quickly but don't haste so as not to get hurt.
- If you are driving, light up the hazard lamp and gradually slow down.
- Stay away from gates, walls, vending machines, and buildings.
- If you are near the sea, immediately move to high ground.

Make your house quake-resistant and keep furniture from falling!

Help Each Other (evacuating means helping each other)

- Once you ensure your family's safety, find out about your neighbors' safety..
- Let's all cooperate and in providing information and assistance to people with eye, ear or other physical disabilities.
- Give precedence to pregnant women and infants, and make sure to accompany children and the elderly when seeking shelter.

How to Use the 171 Emergency *Dengon* Message Service

How to access the Emergency *Dengonban* Message Service from mobile phones

● For recording → 1 → Dial your phone number → Record your message
※ with the area code

● For playback → 2 → Dial the phone number of the person whose safety you want to check → Listen to the message

You can access by clicking the Disaster Emergency *Dengonban* in the top menu of the mobile service provider.

- For recording → Click *Toroku* (recording) and record your message
- For playback → Click *Kakunin* (check) -- Dial the mobile number of the person whose safety you want to check -- Read the message

<Recording Conditions> Each message is limited to 30 seconds or less
 The message will be kept for 2 days
 The number of messages that can be recorded per phone number ranges from 1 to 10 (you will be informed at the time of the first recording)

<Telephones that can be used> · Subscribed telephone (dial or touch-tone type)
 · Public telephone, mobile, PHS (note that some cannot be used)



Prepare a backpack with emergency supplies and keep it in a place you can easily get to it. It should contain the following basic items:

1. Valuables (cash, insurance card, etc.)
2. Portable radio, flashlight
3. Clothing, raingear
4. First-aid kit (gauze, bandage, antiseptic), tissues
5. Drinking water (3 liters per person per day)
6. Enough food for 3 days (non-perishable retort food, canned food, etc.)
7. Fuel (portable gas cooking stove, gas canisters, etc.)

In the event of disasters like an earthquake or flood, there is an increase in the use of telephone lines making it difficult to connect for a number of days. To solve that problem, after a major disaster, an emergency message service is available to confirm the safety of your friends and family. Information recorded by the victims can be checked through this service.

I At the time of the disaster, public telephones are given service priority.

Be Prepared for an Emergency...

- Make sure everyone in your family knows in advance safe evacuation routes.
- Make a plan for checking the safety of your family if they are separated, and decide where to meet.

List of Evacuation Sites

North of Route 2	Name	Address	Tel.	South of Route 2	Name	Address	Tel.
	■ Okuike Assembly Hall	34-4 Okuikeminami-cho	☎ 32-0763	※ Seido Elementary School	8-25 Seido-cho	☎ 32-1111	
	Osaka Gas Okuike Lodge (only in case of landslide)	47-16 Okuikeminami-cho	☎ 38-0771	Municipal Gymnasium	15-3 Kawanishi-cho	☎ 31-8228	
	■ Yamate Junior High School	39-10 Sanjo-cho	☎ 32-1122	Chaya Assembly Hall	8-20 Chayano-cho	☎ 32-1232	
	Nishiyama Kindergarten	22-15 Nishiyama-cho	☎ 32-5457	Takezono Assembly Hall	5-6 Takezono-cho	☎ 22-2484	
	Maeda Assembly Hall	8-17 Maeda-cho	☎ 23-3899	Ise Kindergarten	13-14 Ise-cho	☎ 31-8313	
	※ Yamate Elementary School	8-3 Yamate-cho	☎ 32-1113	Miyagawa Elementary School	1-9 Hama-cho	☎ 32-1112	
	Ohara Assembly Hall	20-2 Ohara-cho	☎ 38-7782	Prefectural Ashiya High School	1-1 Seido-cho	☎ 32-2325	
	Citizens' Center	8-24 Narihira-cho	☎ 31-4995	Kozuchi Kindergarten	15-7 Uchide-kozuchi	☎ 22-4885	
	Kamimiyagawa Cultural Center	10-5 Kamimiyagawa-cho	☎ 22-9229	Marine Technical College	12-24 Nishikura-cho	☎ 38-6202	
	Asahigaoka Elementary School	10-10 Asahigaoka-cho	☎ 32-1115	Uchidehama Elementary School	8-2 Niihama-cho	☎ 23-4581	
	■ Asahigaoka Assembly Hall	30-9 Asahigaoka-cho	☎ 23-4896	※ Seido Junior High School	9-7 Nangu-cho	☎ 32-1121	
	※ Iwazono Elementary School	23-41 Iwazono-cho	☎ 32-1114	Kasuga Assembly Hall	13-17 Kasuga-cho	☎ 32-5377	
	Iwazono Day Nursery	2-18 Iwazono-cho	☎ 31-0335	※ Hamakaze Elementary School	1-1 Hamakaze-cho	☎ 23-4591	
	Junior&Senior High School attached to Ashiya University	16-18 Rokurokuso-cho	☎ 31-0666	Hamakaze Kindergarten	1-2 Hamakaze-cho	☎ 31-1505	
	Midorigaoka Assembly Hall	9-15 Midorigaoka-cho	☎ 22-2475	Hamakaze Assembly Hall	3-2 Hamakaze-cho	☎ 38-0960	
			Niihama Day Nursery	1-1 Niihama-cho	☎ 32-0410		
			Shiomi Elementary School	1-2 Shiomi-cho	☎ 34-0721		
			Shiomi Junior High School	20-1 Shiomi-cho	☎ 34-1601		
			Shiomi Assembly Hall	7-1 Shiomi-cho	☎ 32-4359		
			Yoko-cho Prefectural Apartments Assembly Hall	6-8 Yoko-cho	☎ 35-8015		
			Municipal Minami-ashiya Housing Assembly Hall	5-7 Yoko-cho	☎ 38-2068		

Total: 36 Evacuation Sites

※ Evacuation sites with first-aid station
 ■ Not available in case of landslide; take refuge in other evacuation sites

Since these are evacuation sites within Ashiya City, make sure to dial the (0797) area code when calling from a mobile phone or from outside Ashiya.

EVENTS

Junichiro Tanizaki Memorial Museum

Tel.: 23-5852, Fax: 38-3244

▷ Hours: 10:00 a.m. -5:00 p.m. (admission closes at 4:30 p.m.)

▷ The museum is closed every Monday (open on Mondays that are public holidays and closed on subsequent Tuesdays).

※The museum will be closed for change of display, from Sep. 26 (Mon.) to 30 (Fri.)

(Exhibition Room)

Permanent Display, "Junichiro Tanizaki, the Man and His Literature"

From July 1 (Fri.) to September 25 (Sun.), 2011

●Theme: The life and works of Junichiro Tanizaki; display of his books, original manuscripts, letters, and other objects related to him

◆Fees: 300 yen (150 yen for residents of Ashiya aged 65 or over)

(Lobby Gallery)···On the last day closes at 3:00 p.m.

Kuniko Minato Blown-glass Exhibition

■ July 1 (Fri.) to August 14 (Sun.)

●Theme: Works by glassblowing artist Kuniko Minato

Junko Torrini's Bartok Art Tile Exhibition

■ From August 17 (Wed.) to September 25 (Sun.)

●Theme: Handmade tile artwork made in the studio in Toscana, Italy

Junko Torrini profile: born in Kagawa Prefecture in 1977, currently resident of Kobe, and manager of Bartok Design Studio

Friday Cinema Salon

Tel: 31-2301

●Starting Time: 1:30 p.m.

(Doors open at 1:15 p.m.)

●Place: Ashiya Municipal Library, 2F Meeting Room

■ July 1 : *Otoko wa Tsurai yo* (It's Tough Being a Man)

1969, Japan, 1 hour 31 minutes

Director: Yoji Yamada

Starring: Kiyoshi Atsumi, Sachiko Mitsumoto

Synopsis: Kuruma Torajiro leaves home after a quarrel with his father, becomes a saltimbando and travels around the country. He hears from a bird that his parents died so he returns to Shibamata, his hometown, and ...

■ July 15 : *Zoku Otoko wa Tsurai yo* (Tora-san's Cherished Mother)

1969, Japan, 1 hour 33 minutes

Director: Yoji Yamada

Starring: Kiyoshi Atsumi, Orié Sato

Synopsis: On his journey, Torajiro sees his mother in a dream, decides to go Osaka to look for her, and finds out that she is managing a *geisha* house.

■ August 5 : From Here to Eternity (*Koko yori Towa ni*)

1953, U.S.A., 1 hour 58 minutes

Director: Fred Zinnemann

Starring: Burt Lancaster, Deborah Kerr

Synopsis: In summer 1941 Prewitt, a bugler, is transferred to a base in Hawaii. The captain of the base is crazy about boxing and is reinforcing the regimental boxing club. He invites Prewitt to join, but ...

■ August 19 : Run Silent Run Deep (*Fukaku Shizukani Senko seyo*)

1958, U.S.A., 1 hour 33 minutes

Director: Robert Wise

Starring: Clark Gable, Burt Lancaster

Synopsis: Richardson is defeated but survives a sea battle with a Japanese destroyer. He is given another chance to skipper a new submarine and is single-minded about revenge against the old foe.

■ September 2 : Roma Città Aperta (*Mubobi Tosh*)

1945, Italy, 1 hour 46 minutes

The Great East Japan Earthquake Reconstruction Support The 33rd Ashiya Summer Carnival

Organized by: The 33rd Ashiya Summer Carnival Planning Committee

Contact: NPO Ashiya Citizens' Festival Committee Tel. 0797-35-0871

http://www.ashiya-hanabi.com/

Date: July 23 (Sat.), 2011

Venue: Ashiya City Minami-Ashiyahama District (Shio-Ashiya Green Space, Shio-Ashiya Beach and Ashiya General Park)

Access: Take the #71 Hankyu bus from JR Ashiya, Hankyu Ashiyagawa or Hanshin Ashiya Station (about 15 min.).

● July 23 (Sat.)

Ashiya Dancing Fireworks Show: 19:50-20:30

People's Park at Ashiya Citizens' Plaza

-- Ganbaro Tohoku! Ganbaro Higashi Nippon! Fair --: 13:00-21:00

Ashiya Citizens' Well-known Outdoor Stalls (approx. 30): 13:00-21:00

Outdoor stalls (approx. 100): 13:00-21:00

Ashiya Barbecue Certification Test: 14:00-17:00

Kids' Soccer Cup: 10:00-13:00

● July 24 (Sun.)


Big Cleanup of Shio-Ashiya Green Space, Shio-Ashiya Beach and Ashiya General Park

The 17th ASHIYA CUP

Dragon Boat Race

● July 30 (Sat.), Practice session: 1300-17:00

● July 31 (Sun.), Race: 8:30-16:00



▲ Ennichi (outdoor stalls)



▲ People's Park



▲ Dragon Boat Race

Director: Roberto Rossellini

Starring: Anna Magnani, Aldo Fabrizi

Synopsis: Rome is liberated during World War II. The story is about a priest who supports the leaders of resistance, and the tragic fate of a printing press operator, member of the underground movement.

■ September 16 : For a Few Dollars More (*Yuhi no Ganman*)

1965, Italy and Spain, 2 hours 7 minutes

Director: Sergio Leone

Starring: Clint Eastwood, Lee Van Cleef

Synopsis: Two bounty hunters pursue the ruthless leader of a band of outlaws in New Mexico, but run into each other.

Ashiya City Museum of Art and History

Tel. 38-5432

▷ The museum is closed on Mondays (open on Mondays that are public holidays, and closed on the subsequent Tuesdays)

▷ Hours: 10:00 a.m. -5:00 p.m. (admission closes at 4:30 p.m.)

◆Fees: Adults 300 yen, college and high school students 200 yen, free for junior high school students or under

(Main event)

Jacket Design of the 50-70's

A Retrospective Look at the *Showa* Era through Record Jackets

■ From May 21 (Sat.) to July 18 (Mon., national holiday)

●Venue: 1st Exhibition Room

200 items selected from a collection of record jackets owned by Radio Kansai.

Popular record jackets of the 50's through the 70's give insights of the culture of that period

(Related event)

Analog Record Concert

■ July 16 (Sat.), 2:00 p.m.

Performers: Kimiya Mikami, Makoto Tanabe
Free admission (show your ticket)

●Venue: Museum hall (Capacity: 100 people; no need of advance reservation)

Events at Ashiya Municipal Hospital

Tel. 31-2156

[Citizens' Gallery]

Place: 4th Floor Temporary Connecting Corridor Exhibition Gallery

●Theme: Brightness and blessings, here and now and always

■Dates: July 1 (Fri.) to 31 (Sun.)

Short poems by Hitomi Yamamori

Ashiya Kirakuen Gallery

Tel. 34-4351

Hours: 9:00 a.m. -5:00 p.m. (On the last day closes at 3:00 p.m.)

[Ashiya's Japanese and Foreign Residences - Forever]

■Dates: July 2 (Sat.) to 30 (Sat.)

[Shiomi Junior High School Art Club Exhibition]

■Dates: August 1 (Mon.) to 7 (Sun.)

[Shisa Presentation (lion-shaped roof ornament of Okinawa)]

■Dates: August 8 (Mon.) to 12 (Fri.)

[Kema Kirakuen Art Exhibit]

■Dates: August 13 (Sat.) to 17 (Wed.)

[The 10th Midori Ono Handmade Picture Book & The 4th Yukiko Michikura Cat Photo Exhibition]

■Dates: August 19 (Fri.) to 31 (Wed.)

Main Events at Municipal Schools (July to September 2011)

Ashiya City Board of Education School Education Section Tel. 38-2087

July	19 (Tue)	1st semester closing ceremony at kindergartens
	20 (Wed.)	1st semester closing ceremony at elementary and junior high schools
	28 (Thu.) & 29 (Fri.)	School Lunch Exhibit at Luna Hall
August	1 (Mon.) & 2 (Tue.)	<i>Nakayoshi</i> (Friendly) Exchange Camp in Shinmaiko area
September	1 (Thu.)	2nd semester opening ceremony at Kindergartens, elementary and junior high schools
	12 (Mon.)	Kindergarten golf excursion
	12 (Mon.) to 16 (Fri.)	Camping school for Iwazono and Asahigaoka Elementary Schools
	16 (Fri.) to 19 (Mon.)	Free Research & Educational Activities Exhibit at Luna Hall
	21 (Wed.) & 22 (Thu.)	School trip for Asahigaoka Elementary School
	22 (Thu.)	Athletic meeting at Seido, Yamate and Shiomi Junior High Schools
	23 (Fri.)	Sports festival at Shiomi and Hamakaze Elementary Schools